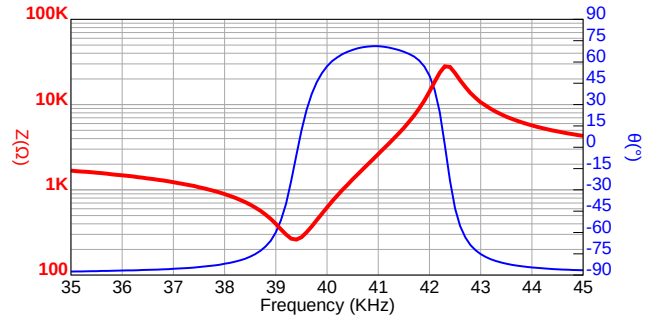




**Impedance/Phase Angle vs. Frequency**

Tested under 1Vrms Oscillation Level



**Specification**

<b>400E08S</b>	Transceiver
<b>Center Frequency</b>	40.0 ± 2.0KHz
<b>Transmitting Sound Pressure Level</b> at frequency of max SPL; 0dB re 0.0002μbar per 10Vrms at 30cm	102dB (min.)
<b>Receiving Sensitivity</b> at frequency of max SEN; 0dB = 1 volt/μbar	-78dB (min.)
<b>Figure Of Merit (SPL+SEN at Fc)</b>	15dB (min)
<b>Bandwidth -6dB (Figure Of Merit)</b>	3.0KHz (min)
<b>Capacitance at 1KHz ±20%</b>	1900 pF
<b>Max. Driving Voltage (cont.)</b>	15Vrms
<b>Total Beam Angle -6dB</b>	120° typical
<b>Operation Temperature</b>	-30°C to 70°C
<b>Storage Temperature</b>	-40°C to 80°C

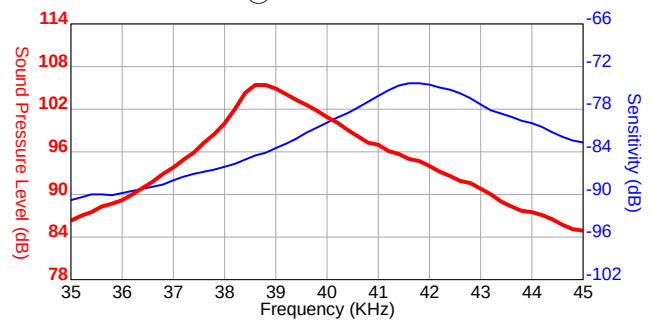
All specification taken typical at 25°C  
Closer frequency tolerance can be supplied upon request.

Model available:

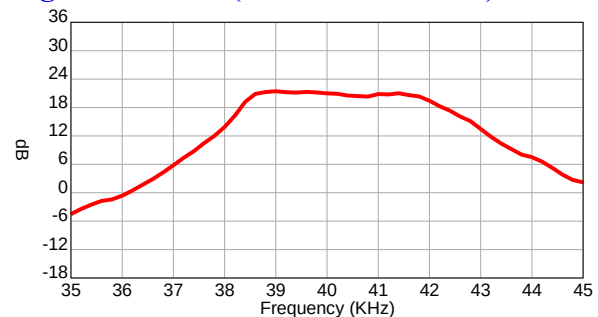
1	400E08S	Stainless Steel (SUS316) Housing
---	---------	----------------------------------

**Sensitivity/Sound Pressure Level**

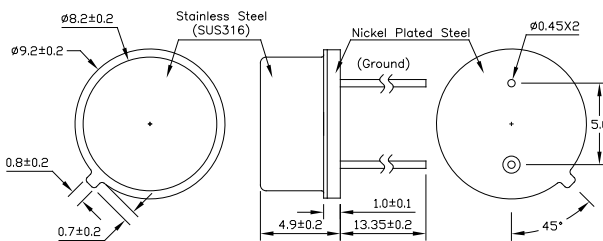
Tested under 10Vrms @30cm



**Figure of Merit (F.O.M=SPL+SEN)**

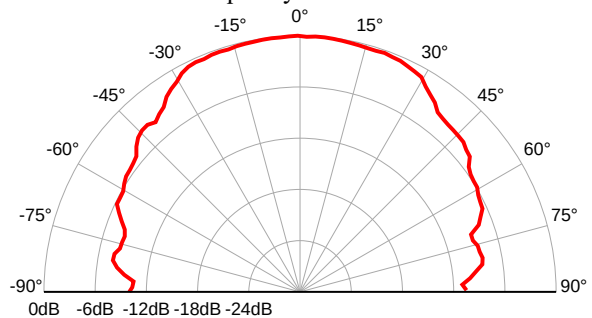


**Dimensions:** dimensions are in mm



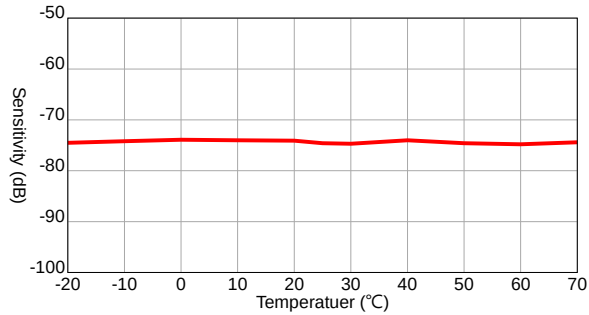
**Beam Angle**

Tested at 40.0KHz frequency

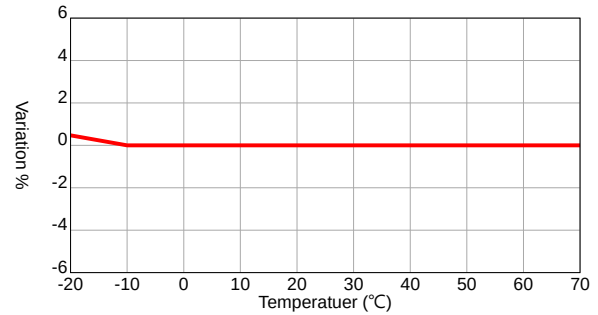


**Temperature Character ( Tested under frequency of max dB )**

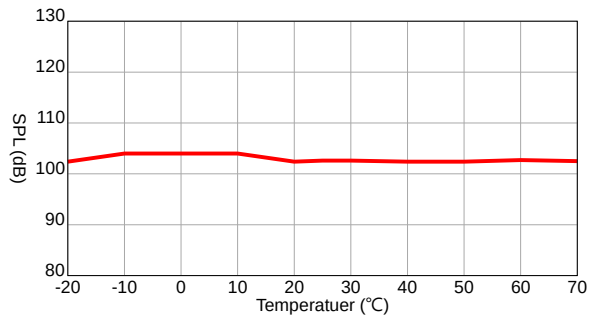
**Sensitivity Variation vs. Temperature**



**Receiver Frequency Shift vs. Temperature**



**SPL Variation vs. Temperature**



**Transmitter Center Frequency Shift vs. Temperature**

