

**Asymmetric Beam Patterns
Specification**

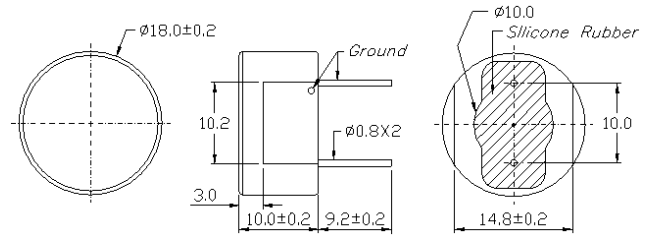
400EP18D	Transceiver
Center Frequency	40.0±1.0KHz
Bandwidth (-6dB) F.O.M.	2.0KHz
Transmitting Sound Pressure Level at resonant frequency; 0dB re 0.0002μbar per 10Vrms at 30cm	100dB min.
Receiving Sensitivity at resonant frequency 0dB = 1 volt/μbar	-80dB min.
Nominal Impedance (Ohm)	1000
Ringing	1.2ms max.
Capacitance at 1KHz ±20%	1800 pF
Temperature Compensated Type	3600 pF
Max. Driving Voltage (Cont.)	20Vrms
20 bursts, 25ms repetition rate	100Vpp
Total Beam Angle -6dB	Wide* 135° typ. Narrow* 75° typ.
Operation Temperature	-30 to 70°C
Storage Temperature	-40 to 80°C

All specification taken typical at 25°C
Both lead pins and lead wires output are available

Models available:

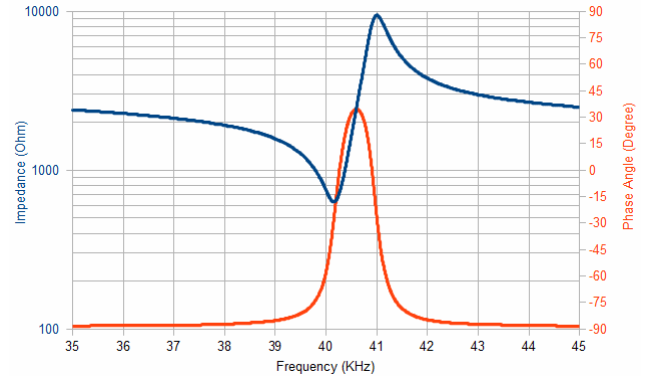
1	400EP18D	Black Al. Housing
2	400EP18DC	Temp. Compensated
3	400EP18DCR	T.C. with Rubber Sleeve

Dimensions: dimensions are in mm



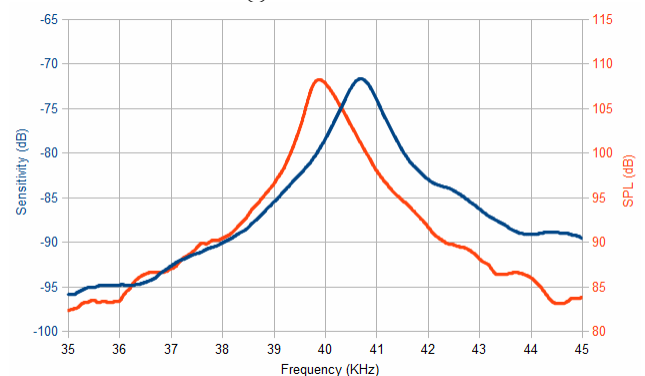
Impedance/Phase Angle vs. Frequency

Tested under 1Vrms Oscillation Level



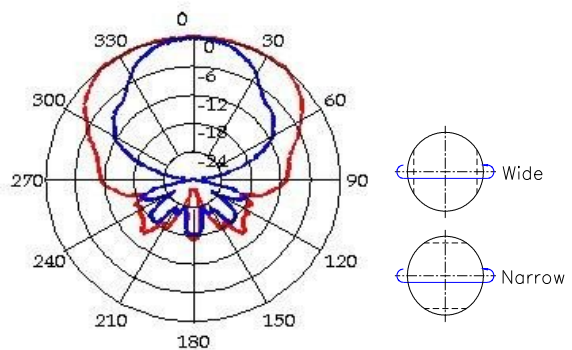
Sensitivity/Sound Pressure Level

Tested under 10Vrms @30cm



Beam Angle: Tested at 40.0Khz frequency

Wide Angle _____ Narrow Angle _____



**S. Square Enterprise Company Limited
Pro-Wave Electronics Corporation**

[Http://www.pro-wave.com.tw](http://www.pro-wave.com.tw) ; E-mail: sales@pro-wave.com.tw ; Tel: 886-2-22465101 ; Fax: 886-2-22465105